



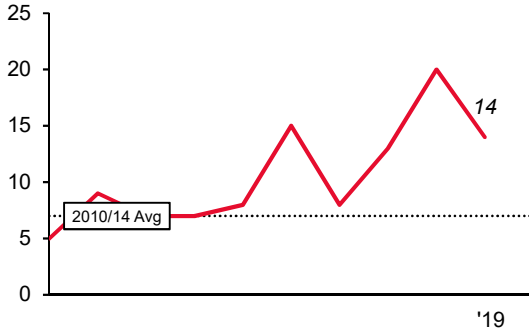
# SHEFFIELD : 2019

**TOTAL CASUALTIES = 1,191 ▼ 7.6% COMPARED TO 2018**

▼ **-6**  
compared with previous 12 months

▲ **+7**  
compared with 2010/14 average

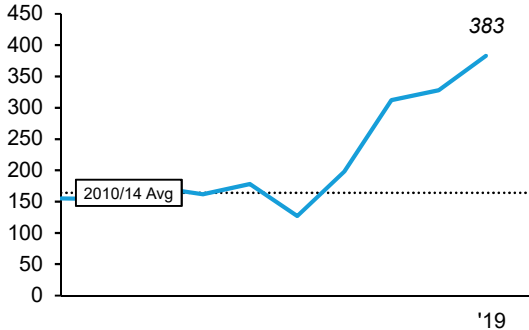
## FATAL



▲ **16.8%**  
compared with previous 12 months

▲ **133.5%**  
compared with 2010/14 average

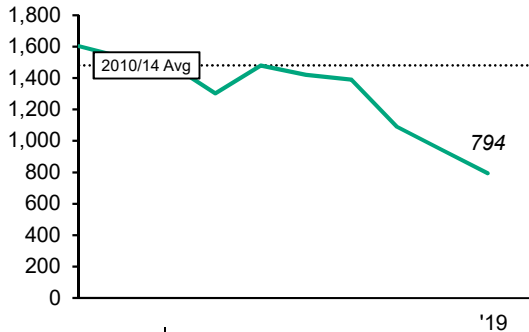
## SERIOUS



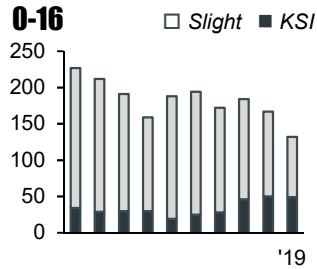
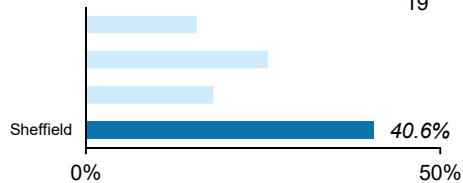
▼ **15.6%**  
compared with previous 12 months

▼ **46.4%**  
compared with 2010/14 average

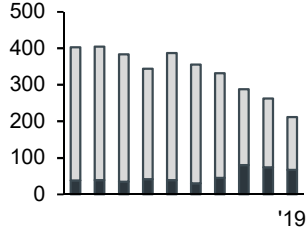
## SLIGHT



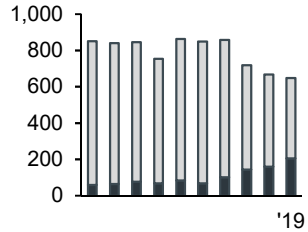
## PERCENTAGE OF SOUTH YORKSHIRE KSI



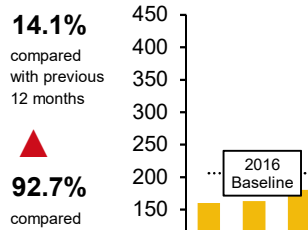
### 17-24



### 25-59



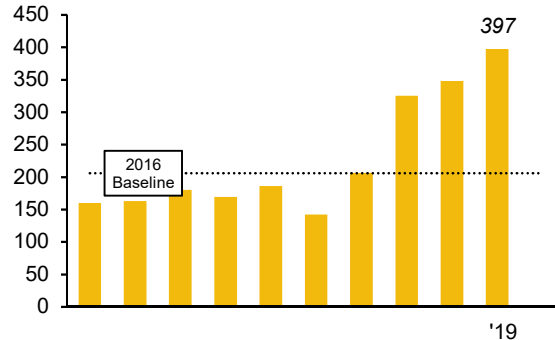
### 60+



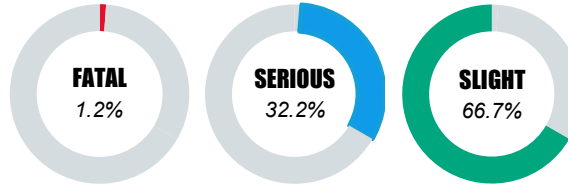
▲ **14.1%**  
compared with previous 12 months

▲ **92.7%**  
compared with 2016 baseline


### KSI



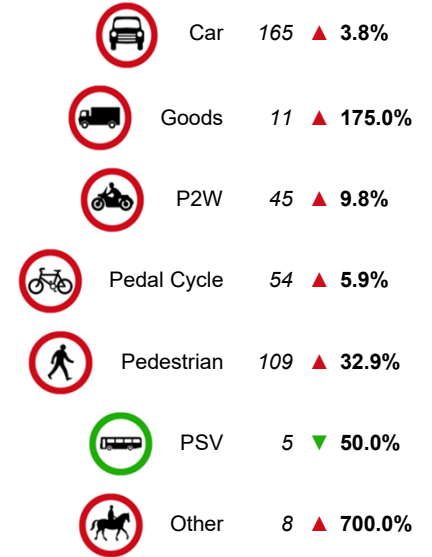
## PERCENTAGE OF 2019 TOTAL



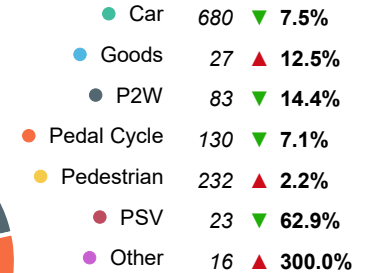
## TOTAL CHANGE FROM 2010/14 AVERAGE



## KSI CASUALTIES BY ROAD USER



## TOTAL CASUALTIES BY ROAD USER



### KSI %

