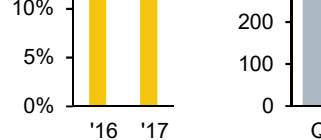
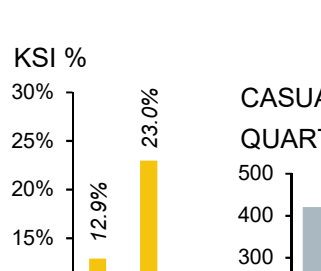
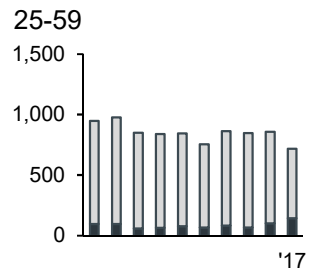
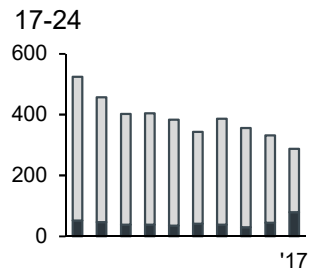
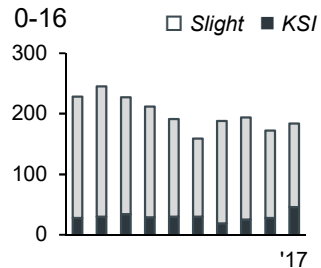
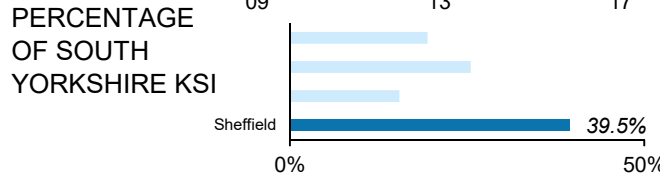
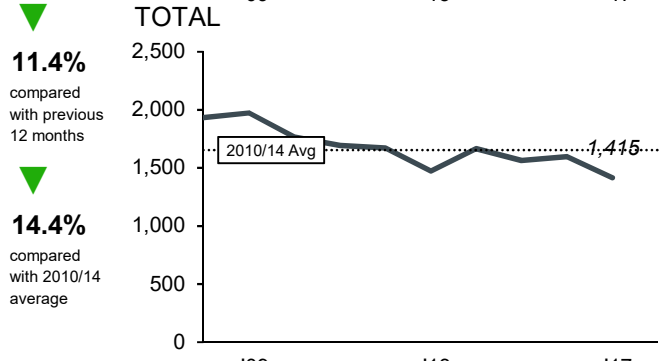
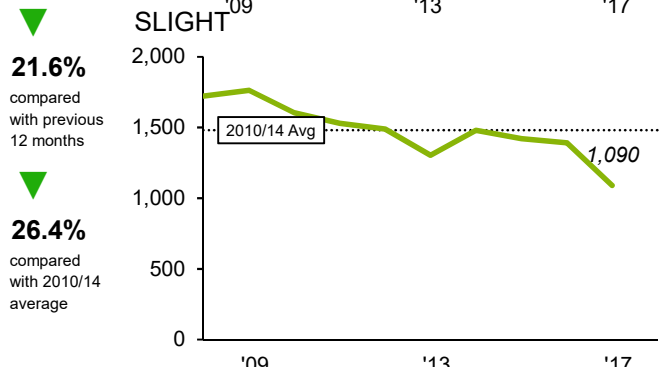
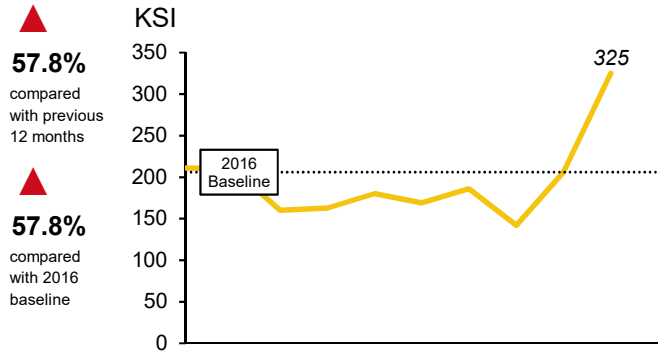




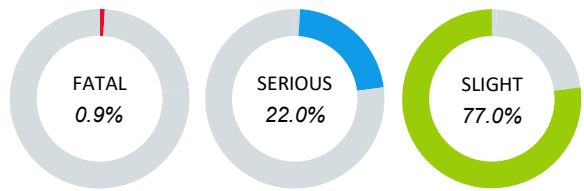
SHEFFIELD : 2017

TOTAL CASUALTIES = 1,415 ▼ 11.4% COMPARED TO 2016

2017 Data should be considered provisional and is subject to change until final sign off with DfT



PERCENTAGE OF 2017 TOTAL

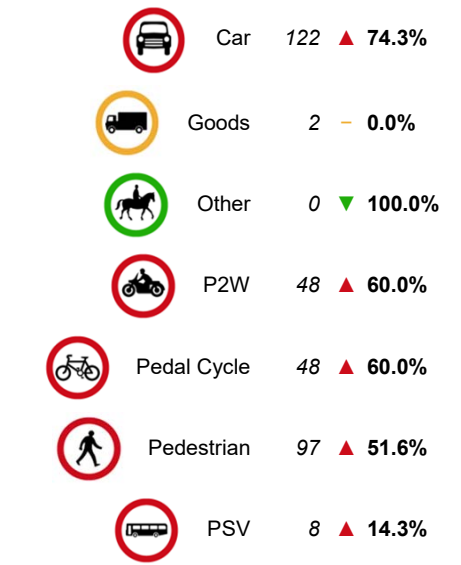


Year	2016	2017
0-16	172 ▲	184
KSI	28 ▲	46
17-24	332 ▼	288
KSI	45 ▲	80
25-59	857 ▼	718
KSI	102 ▲	143
60+	163 ▲	187
KSI	28 ▲	52

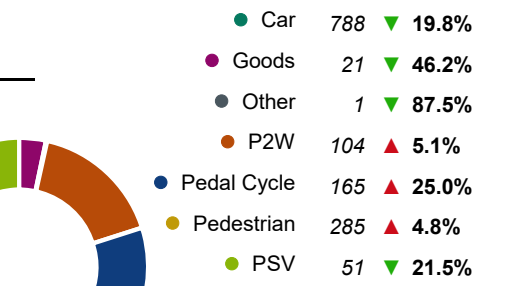
TOTAL CHANGE FROM 2010/14 AVERAGE



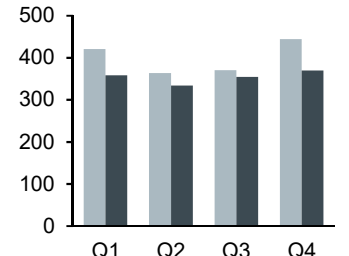
KSI CASUALTIES BY ROAD USER



TOTAL CASUALTIES BY ROAD USER



CASUALTIES BY QUARTER



16-24 P2W RIDERS KS
23 ▲ 11 Since 2016

17-24 CAR USERS KSI
33 ▲ 16 Since 2016

