



TOTAL CASUALTIES = 1,289 ▼ 8.9% COMPARED TO 2017

7.1%
compared with previous 12 months

68.9%
compared with 2016 baseline

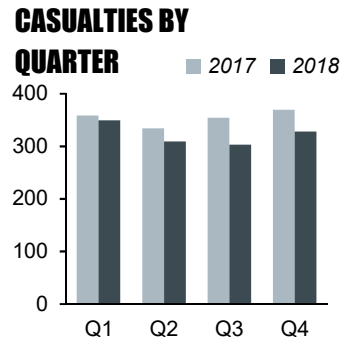
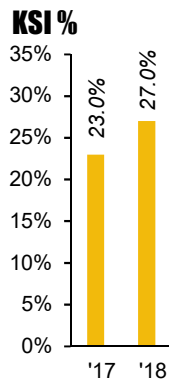
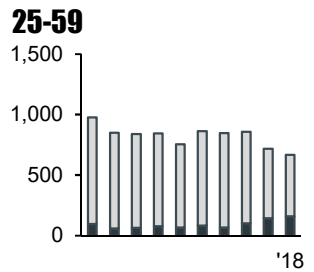
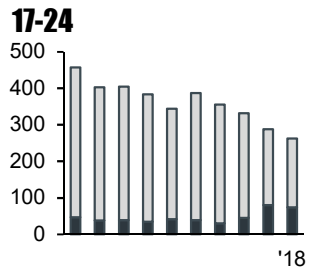
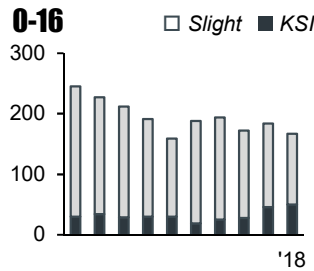
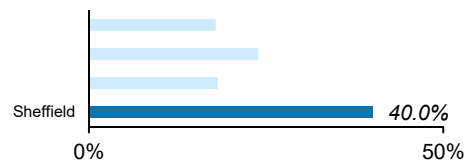
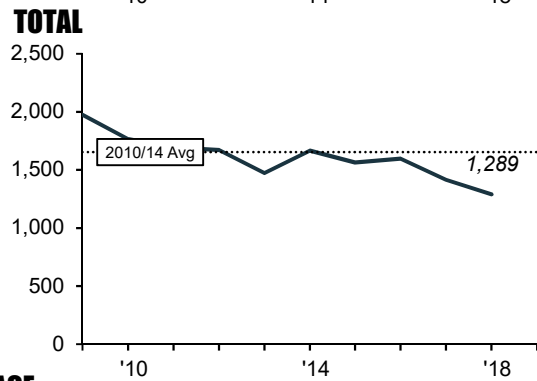
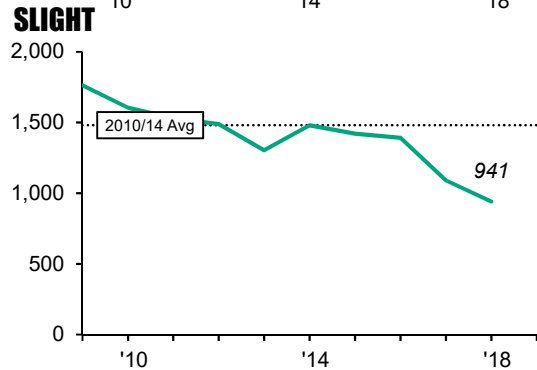
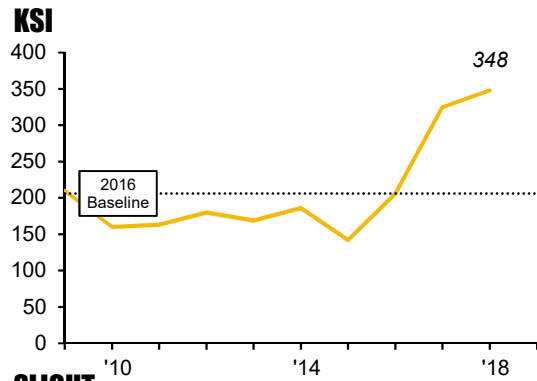
13.7%
compared with previous 12 months

36.5%
compared with 2010/14 average

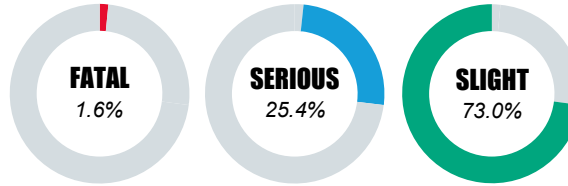
8.9%
compared with previous 12 months

22.0%
compared with 2010/14 average

PERCENTAGE OF SOUTH YORKSHIRE KSI




PERCENTAGE OF 2018 TOTAL

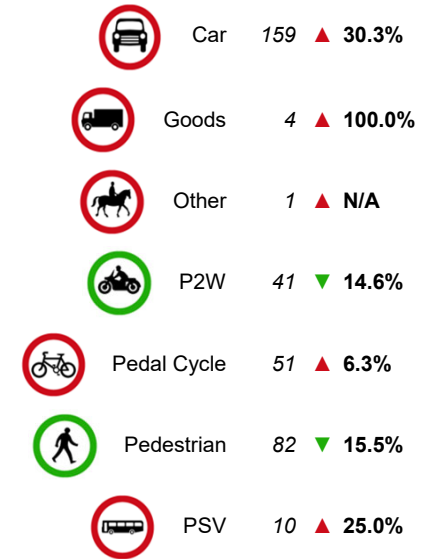


Year	2017	2018
0-16	184 ▼	167
KSI	46 ▲	50
17-24	288 ▼	263
KSI	80 ▼	74
25-59	718 ▼	668
KSI	143 ▲	160
60+	187 ▼	154
KSI	52 ▲	56

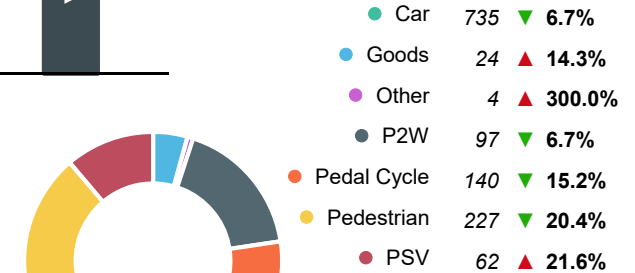
TOTAL CHANGE FROM 2010/14 AVERAGE



KSI CASUALTIES BY ROAD USER



TOTAL CASUALTIES BY ROAD USER



16-24 P2W RIDERS KSI

13 ▲ 1 Since 2016

17-24 CAR USERS KSI

36 ▲ 19 Since 2016