



DONCASTER : 2020

TOTAL CASUALTIES = 745 ▼ 16.9% COMPARED TO 2019

▼ **29.5%**
compared with previous 12 months

▲ **6.6%**
compared with 2016 baseline

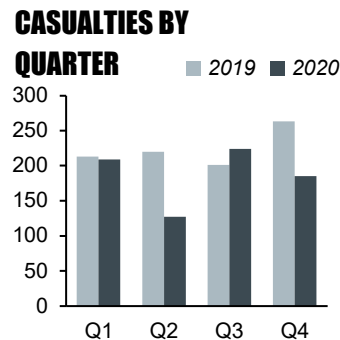
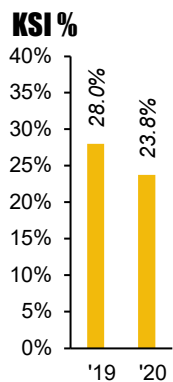
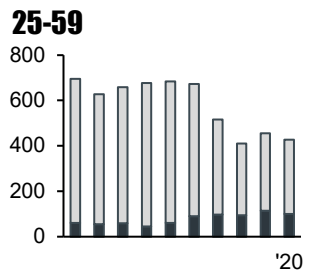
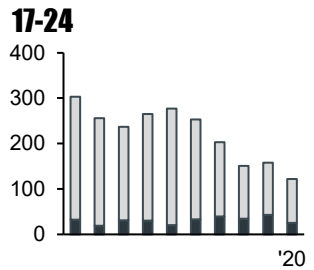
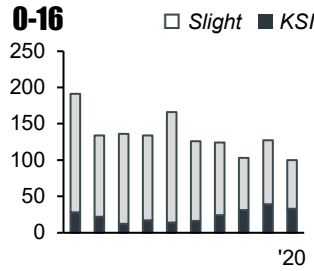
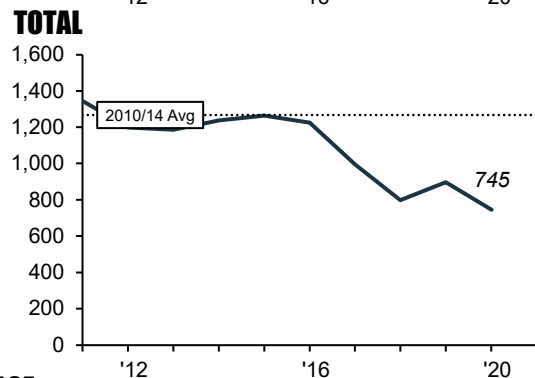
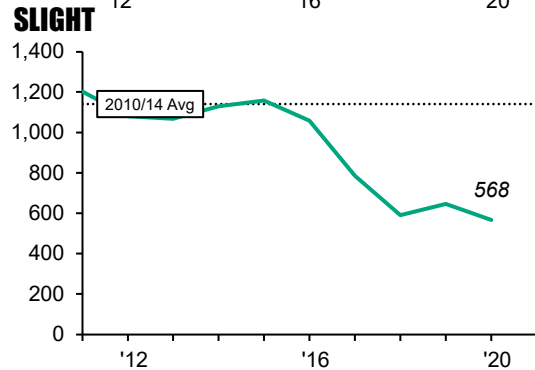
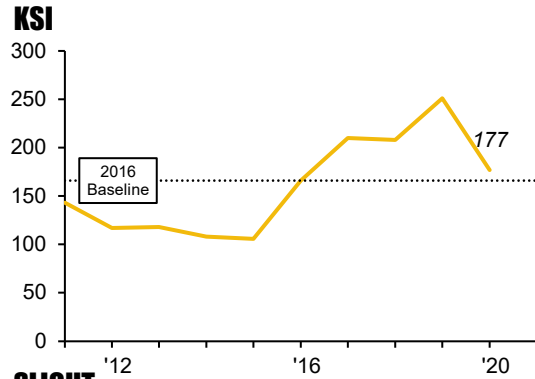
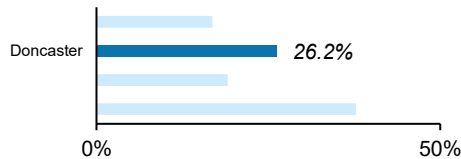
▼ **12.1%**
compared with previous 12 months

▼ **50.2%**
compared with 2010/14 average

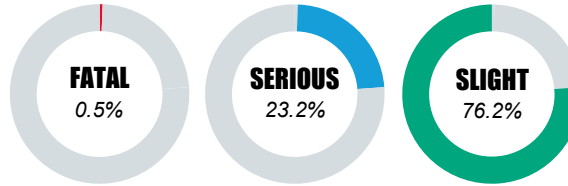
▼ **16.9%**
compared with previous 12 months

▼ **41.2%**
compared with 2010/14 average

PERCENTAGE OF SOUTH YORKSHIRE KSI




PERCENTAGE OF 2020 TOTAL

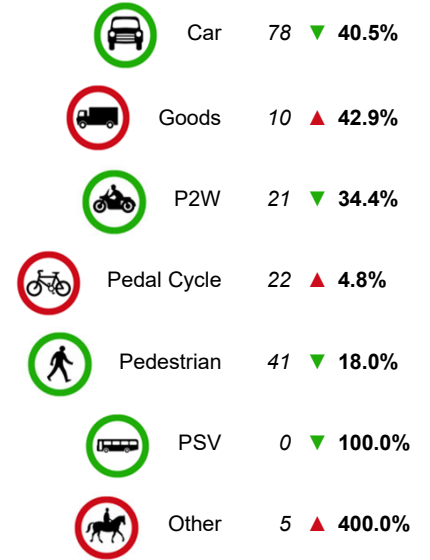


Year	2019	2020
0-16	127 ▼	100
KSI	39 ▼	33
17-24	158 ▼	122
KSI	43 ▼	25
25-59	455 ▼	427
KSI	114 ▼	100
60+	131 ▼	86
KSI	49 ▼	19

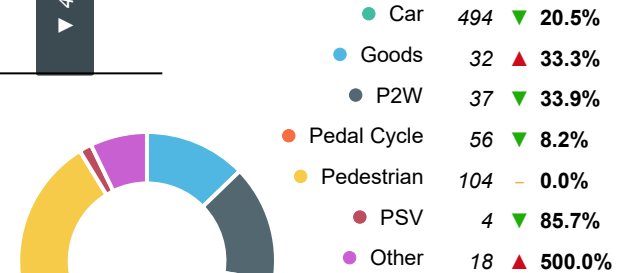
TOTAL CHANGE FROM 2010/14 AVERAGE



KSI CASUALTIES BY ROAD USER



TOTAL CASUALTIES BY ROAD USER



16-24 P2W RIDERS KSI

2 - 0 Since 2016

17-24 CAR USERS KSI

12 ▼ 13 Since 2016

