



# SHEFFIELD : 2021

**TOTAL CASUALTIES = 959 ▼ 1.1% COMPARED TO 2020**

▼ **7.8%**  
compared with previous 12 months

▲ **14.1%**  
compared with 2016 baseline

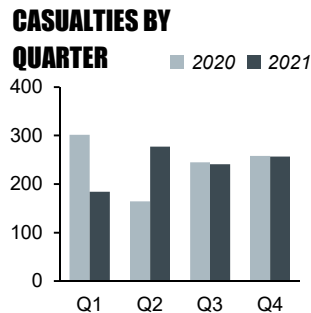
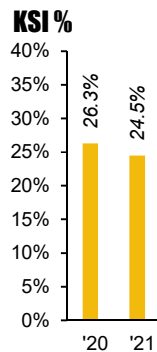
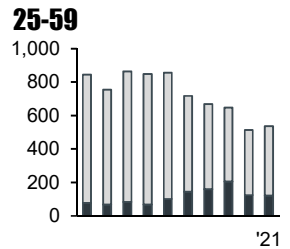
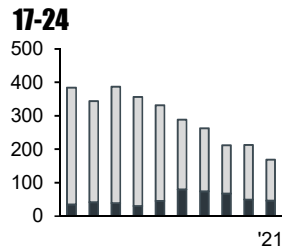
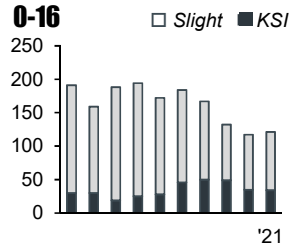
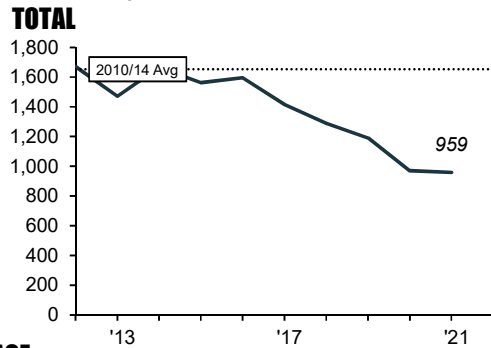
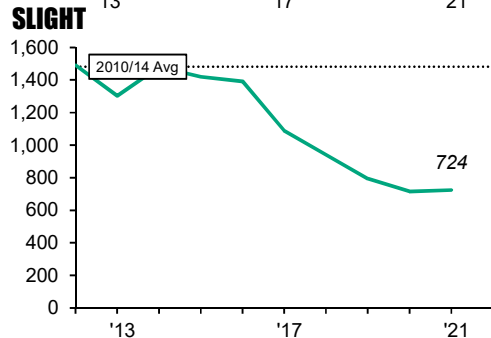
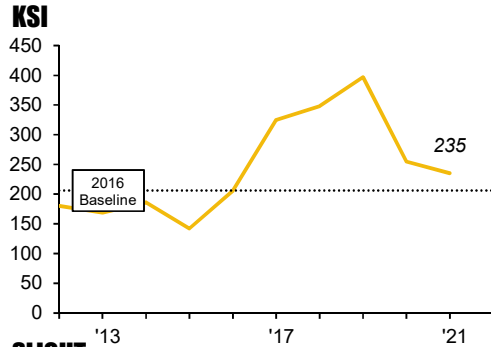
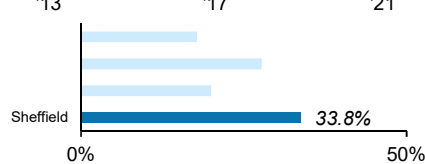
▲ **1.3%**  
compared with previous 12 months

▼ **51.1%**  
compared with 2010/14 average

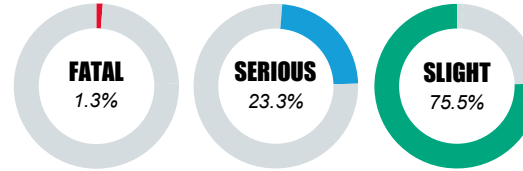
▼ **1.1%**  
compared with previous 12 months

▼ **42.0%**  
compared with 2010/14 average

## PERCENTAGE OF SOUTH YORKSHIRE KSI




## PERCENTAGE OF 2021 TOTAL

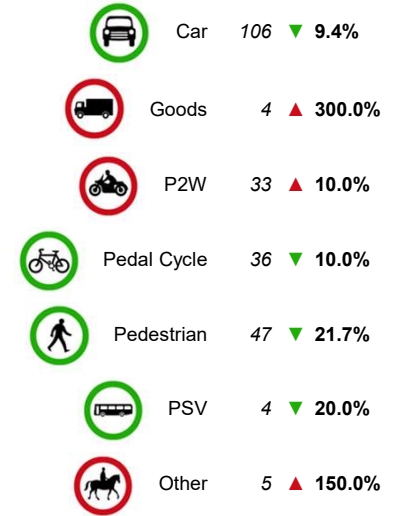


Year	2020	2021
0-16	117 ▲	121
KSI	35 ▼	34
17-24	213 ▼	169
KSI	50 ▼	46
25-59	514 ▲	537
KSI	125 ▼	120
60+	104 ▲	110
KSI	41 ▼	31

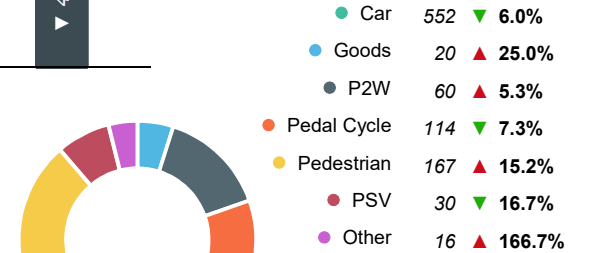
## TOTAL CHANGE FROM 2010/14 AVERAGE



## KSI CASUALTIES BY ROAD USER



## TOTAL CASUALTIES BY ROAD USER



**16-24 P2W RIDERS KSI**  
9 ▼ 3 Since 2016

**17-24 CAR USERS KSI**  
16 ▼ 1 Since 2016



[RETURN TO SELECTION CRITERIA](#)



